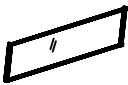
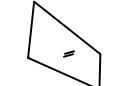
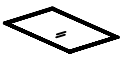
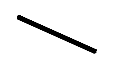


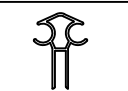







GREENHOUSE  
Assembly instruction

MODEL:JXX50061  
PRODUCT SIZE(LxWxH):100x120x40cm  
PLEASE READ CAREFULLY BEFORE ASSEMBLY

PART	NO.	Qty.
	Y2	2
	Y3	4
	Y4	2
	L01A	4
	L01B	4
	L01C	1
	L02A	1
	L03A	2
	W02	4
	Z01	8
	Z02	12
	W01	4

